

ASRS

2023



SEATTLE



**2023's Premier Meeting for
Retina Science and Innovation**

ASRS 41st Annual Scientific Meeting

SEATTLE, WASHINGTON
JULY 28 - AUGUST 1, 2023

EVENT LOCATIONS

Ongoing Events

General Session	Hall 4A
<i>Continental Breakfast/Breaks</i>	Hall 4B/4CD
<i>General Lunch</i>	Hall 4B/4CD
<i>Exhibits</i>	Hall 4B Hall
<i>History of Retina Booth</i>	4B
<i>Speaker Ready Room</i>	Room 401
<i>Scientific Symposium</i>	Hall 4A Hall
<i>Posters</i>	C and D
<i>PAT Survey Posters</i>	Hall 4A

Friday July 28

<i>International Symposium</i>	Ballroom 6C
<i>Sub-Speciality Review Courses</i>	Ballroom 6C
<i>Surgical Case Conference</i>	Hall 4A
<i>Medical Case Conference</i>	Hall 4A
<i>Opening Reception</i>	Museum of Pop Culture, 325 5th Ave. N, Seattle

Saturday, July 29

<i>Diversity, Equity, and Inclusion Committee</i> <i>All-Welcome Reception: A Celebration of</i> <i>our Diversity</i>	Rooms 602-603
<i>Fellowship Directors Breakfast</i>	Rooms 608-609
<i>Early Career Section Lunch</i>	Rooms 602-603
<i>Scientific Poster Q&A and Exhibit Hall</i> <i>Reception</i>	Hall 4BCD
<i>Fellows-in-Training & Resident Reception</i>	Rickhouse Lounge in Daniel's Broiler, Hyatt Regency Seattle, 808 Howell Street, Seattle

Sunday, July 30

<i>International Lunch</i>	Ballroom 6A
<i>Women in Retina Case Conference</i>	Ballroom 6A

Monday, July 31

<i>Women in Retina Lunch</i>	Ballroom 6A
<i>Poster & Film Awards</i>	Hall 4A
<i>Gala</i>	Chihuly Garden & Glass, 305 Harrison St, Seattle

FRIDAY, JULY 28

1:00 – 2:00 PM	International Symposium Moderators: Sunir J. Garg, MD, FACS, FASRS and Makoto Inoue, MD
1:00 PM	A 24-Month Follow-Up of Refractory Macular Holes Treated With an Autologous Transplantation of Internal Limiting Membrane Versus Retina Expansion Technique, Marcelo Zas, MD, PhD
1:08 PM	Topographic Progression of Geographic Atrophy and Visual Acuity in Korean Patients With Non-exudative AMD, Seung-Young Yu, MD
1:16 PM	Hydroxychloroquine Toxicity Among Korean Patients, Young Hee Yoon, MD, PhD
1:24 PM	Unexplained Visual Loss From Silicone Oil Tamponade, Lihteh Wu, MD
1:32 PM	Cognitive Outcomes Following Intravitreal Bevacizumab for Retinopathy of Prematurity: 8 Year Outcomes in a Prospective Cohort, Wei-Chi Wu, MD, PhD
1:40 PM	Progress in Initiatives for Internationalization by the Japanese Retina and Vitreous Society, Makoto Inoue, MD
1:48 PM	Discussion
2:00 – 2:15 PM	Break
2:15 - 3:15 PM	Sub-Specialty Review Courses Moderator: Steven Yeh, MD and Parisa Emani Naeini, MD, MPH
2:15 PM	Uveitis Pearls for the Retina Specialist, Nisha Acharya, MD, MS
2:35 PM	Neuro-ophthalmic Clinical Tools in the Retina Clinic, Rod Foroozan, MD
2:55 PM	Glaucoma: News & Views for the Retina Specialist, Andrew G. Iwach, MD
3:15 - 3:30 PM	Break
3:30 – 4:45 PM	Surgical Case Conference Moderators: Carl D. Regillo, MD and Maria D. Berrocal, MD Jennifer O. Adeghate, MD

Vishal Agrawal, MD, FRCS, FACS, FASRS
Abdulaziz A. Alshamrani, MD
J. Fernando Arevalo, MD, PhD, FACS, FASRS
David Doobin, MD, PhD
Mallika Goyal, MD
Srinivas Joshi, MD, FASRS
Tahreem A. Mir, MD
Jennifer Nadelmann, MD
Zofia A. Nawrocka, MD, PhD
Geovanni J. Rios, MD
Veer Singh, MS, FVRS, FMRF, FICO (Retina)
Karen M. Wai, MD
Christina Y. Weng, MD, MBA, FASRS

4:45 – 6:00 PM

Medical Case Conference

Moderators: **Amani A. Fawzi, MD and Jose S. Pulido, MD, MS, MPH, MBA**

Sruthi Arepalli, MD
Corrina P. Azarcon, MD
Andrew J. Barkmeier, MD
Nishikant J. Borse, MS, FMRF, FASRS
Jose J. Echegaray, MD
Odette M. Houghton, MD
Jaclyn L. Kovach, MD, FASRS
Danny A. Mammo, MD
Shravan V. Savant, MD
Rehman Siddiqui, MBBS, MSc, FRCS(Ed), FRCOphth, FACS, FASRS
Thamolwan Surakiatchanukul, MD
Aristomenis Thanos, MD
Minh Trinh, MD
Angeline L. Wang, MD
Glenn C. Yiu, MD, PhD

7:00 – 10:00 PM

Opening Reception at MoPop

SATURDAY , JULY 29

6:30 – 7:00 AM **Diversity, Equity, and Inclusion All Welcome Breakfast:
A Celebration of our Diversity**

7:00 – 7:50 AM **Fellowship Directors Breakfast**

7:30 – 8:30 AM **Continental Breakfast**

8:00 – 8:05 AM Opening Comments, **J. Michael Jumper, MD, FASRS**

8:05 – 8:15 AM ASRS Conflict of Interest Policies, **Reginald J. Sanders, MD**

8:15 – 9:15 AM **Wet AMD Symposium 1**
Moderators: **Jeffrey S. Heier, MD** and **Aleksandra V. Rachitskaya, MD, FASRS**

8:15 AM Intravitreal Aflibercept 8 mg Injection in Patients With Neovascular Age-Related Macular Degeneration: 48-week Results From the Phase 3 PULSAR Trial, **Jignesh I. Patel, MD, FRCOphth**

8:21 AM Baseline Characteristics of Patients Maintaining q12 and q16 Dosing With Aflibercept 8 mg vs Patients With Shortened Treatment Intervals: Phase 3 PULSAR Post Hoc Analysis, **David R. Chow, MD, FRCS(C)**

8:25 AM Intravitreal Aflibercept 8 mg in Patients With Polypoidal Choroidal Vasculopathy: Phase 3 PULSAR Trial Subgroup Analysis, **David T. Wong, MD, FRCS(C)**

8:29 AM Subgroup Analyses From the Phase 3 PULSAR Trial of Aflibercept 8 mg in Patients With Treatment-Naïve Neovascular Age-Related Macular Degeneration, **Keyvan Koushan, MD, FRCS(C)**

8:33 AM Discussion

- 8:43 AM** Phase III Randomized Clinical Trial Comparing SB15 With Reference Aflibercept in Neovascular Age-Related Macular Degeneration: 56-Week Results, **Min Sagong, MD, PhD**
- 8:49 AM** An Assessment of the Impact of Disease Activity Criteria on Dosing Interval Assignment in Clinical Trial Patients with nAMD, **Marco A. Zarbin, MD, PhD**
- 8:53 AM** Interim Results of the Phase 1/2 PRISM Trial Evaluating 4D-150, a Dual-Transgene Intravitreal Genetic Medicine for Neovascular (Wet) Age-Related Macular Degeneration, **Christine N. Kay, MD**
- 8:59 AM** Safety and Efficacy of CRISPR-Based Genome Editing for Neovascular AMD, **Glenn C. Yiu, MD, PhD**
- 9:05 AM** Discussion

- 9:15 – 9:50 AM** **Dry AMD Symposium 1**
Moderators: **Sophie J. Bakri, MD, and Baruch D. Kuppermann, MD, PhD, FASRS**
- 9:15 AM** The MOSAIC Study: A Clinical and Humanistic Burden of Illness Study of Patients With GA and Their Caregivers in the United States and Canada, **Sophie J. Bakri, MD**
- 9:19 AM** Improving Vision in Dry AMD: Matching Mechanism With the Right Patient Population and Stage of Disease, **Baruch D. Kupperman, MD, PhD**
- 9:25 AM** Use of Ellipsoid Zone Analysis As an Efficacy Endpoint in Clinical Trials for Geographic Atrophy, **Peter K. Kaiser, MD, FASRS**
- 9:31 AM** Modulation of Macrophages and Complement Dysfunction in Nonexudative AMD Using New Sialic Acid-Coated Nanoparticles, **Carl D. Regillo, MD**
- 9:37 AM** ASRS ReST Committee Update on Intraocular Inflammation after Intravitreal Drug Injections
- 9:43 AM** Discussion

9:50 – 10:30 AM **Break**


10:30 – 11:25 AM	Diabetic Retinopathy Symposium 1 Moderators: Linda A. Lam, MD, MBA, FASRS and Dante J. Pieramici, MD
10:30 AM	Detection of Early Diabetic Retinopathy Using OCTA Bloodflow Analysis, Jennifer I. Lim, MD, FARVO, FASRS
10:34 AM	Retinal Nonperfusion on Widefield OCTA in Determining Diabetic Retinopathy Severity, Kiyoung Kim, MD, PhD
10:38 AM	National Cohort Study on New Oral Hypoglycemic Agents in Diabetic Retinopathy Progression, Ehsan Rahimy, MD
10:42 AM	Systemic Adverse Events in Patients With Diabetes Treated With Intravitreal Antivascular Endothelial Growth Factor Injections, Roomasa Channa, MD
10:48 AM	Discussion
10:56 AM	Aflibercept 8mg for Diabetic Macular Edema: 2-Year Results of the Phase 2/3 PHOTON Trial, Diana V. Do, MD, FASRS
11:02 AM	Intravitreal Aflibercept 8 mg for Diabetic Macular Edema: Week 48 Efficacy Outcomes by Baseline Demographics in the Phase 2/3 PHOTON Trial, Andres Emanuelli, MD
11:08 AM	Impact of Initial Monthly Doses of Aflibercept on Visual Outcomes in Eyes With Diabetic Macular Edema in Routine Clinical Practice in the US, Ferhina S. Ali, MD, MPH
11:12 AM	Cost-Effectiveness of Aflibercept Monotherapy vs Bevacizumab-First Followed by Switching to Aflibercept if Needed for Diabetic Macular Edema, Mathew W. MacCumber, MD, PhD
11:16 AM	Discussion

11:25 AM – 12:35 PM	Awards Ceremony Moderators: J. Michael Jumper, MD, FASRS , and Judy E. Kim, MD, FASRS
11:25 AM	Pyron Award Introduction, Philip J. Ferrone, MD, FASRS

11:27 AM	Pyron Award, The Road Less Traveled, Eugene de Juan, MD
11:40 AM	Founders Award Introduction, Judy E. Kim, MD, FASRS
11:42 AM	Founders Award, AMD: We Have Come a Long Way Together, Johanna M. Seddon, MD, ScM, FARVO, FASRS
11:55 AM	Crystal Apple Award presented to Prithvi Mruthyunjaya, MD, MHS
12:00 PM	Young Investigators Award Introduction, J. Michael Jumper, MD, FASRS
12:02 PM	Young Investigators Award, Building the Next Generation of Datasets for AI, Aaron Y. Lee, MD, MSCI
12:10 PM	Packo Award presented to Timothy G. Murray, MD, MBA, FASRS
12:15 PM	Retina Image Bank Award, Manish Nagpal, MD, FRCS (UK), FASRS
12:20 PM	Retina Hall of Fame Award

12:35 - 1:50 PM	General Lunch & Early Career Section Lunch
------------------------	---

1:50 – 2:50 PM	Surgery Symposium 1 Moderators: Dharmesh K. Kar, MD, FASRS , and Kevin J. Blinder, MD, FASRS
1:50 PM	Naive SubRetinal Hemorrhage in Neovascular AMD—Pneumatic Displacement, Subretinal Air, and tPA: Subretinal vs Intravitreal Aflibercept: The NATIVE Study, Matias Iglicki, MD
1:56 PM	Intraoperative Fluorescein Angiography to Efficiently Identify Many Biomarkers and Guide Surgical Decision-Making, Alan J. Franklin, MD, PhD, FASRS

2:02 PM	Type of Vitreoretinal Anesthesia and Sources of Variation in the United States, Ahmed B. Sallam, MD PhD FRCOphth
2:06 PM	27-Gauge vs 25-Gauge Vitrectomy for Symptomatic Vitreous Opacities: Outcomes Using Infrared Video, Shawn C. Kavoussi, MD
2:10 PM	Discussion
2:21 PM	Determining Vitreoretinal Surgery Fellow Surgical Competency: Survey of Fellowship Program Directors, Kapil Mishra, MD
2:25 PM	Mastering the Retrobulbar Block: Using a New 3D-Printed Simulator for Practical Training, Brittany E. Powell, MD
2:29 PM	Intravitreal Infliximab for the Treatment of Proliferative Vitreoretinopathy Associated with Rhegmatogenous Retinal Detachment: The Phase II FIXER Trial, Ayman Elnahry, MD, PhD
	 Late Breaking
2:35 PM	Comparison of Complete vs Incomplete Closure of Zone 3 Scleral Lacerations, Pedro S. Tetelbom, MD
2:39 PM	Discussion

2:50 – 3:20 PM	Imaging, Digital, Angiography Symposium Moderators: Eric W. Schneider, MD, and Manish Nagpal, MD, FRCS (UK), FASRS
2:50 PM	Evaluation of EZ At-Risk Burden in Automatic Detection of Hydroxychloroquine Retinopathy, Katherine E. Talcott, MD
2:56 PM	Utility of En Face OCT for the Detection of Clinically Unsuspected Retinal Neovascularization in Patients with Diabetic Retinopathy, Kotaro Tsuboi, MD
3:02 PM	Utility of Outer Retinal Tubulation in Predicting Lesion Growth in Subfoveal and Nonsubfoveal Geographic Atrophy, Srinivas Sai A. Kondapalli, MD
3:06 PM	Home OCT and Artificial Intelligence in Neovascular AMD, Miguel A. Busquets, MD, FACS
3:12 PM	Discussion

3:20 – 4:00 PM	Break
----------------	--------------

4:00 – 5:05 PM**Inflammatory & Infectious Diseases Symposium**Moderators: **Sunil Srivastava, MD, and Sruthi Arepalli, MD****4:00 PM**Prospective Imaging of the Intravitreal Fluocinolone Acetonide Implant Using Fluorescein Angiography and OCT in Uveitis (PANTHER), **Sunil K. Srivastava, MD****4:04 PM**A Novel Intravitreal Anti-IL-6 Monoclonal Antibody for Uveitic Macular Edema (UME): Preliminary Results from the Phase 1 DOVETAIL Study
Sumit Sharma, MD, FASRS**4:10 PM**Outcomes and Clinical Features Predictive of Fungal Endophthalmitis,
Mark P. Breazzano, MD, FACS**4:16 PM**Rates of Post Intravitreal Anti-VEGF Injection Endophthalmitis: Management Strategies and Visual Acuity Outcomes from the AAO IRIS Registry, **Alia K. Durrani, MD****4:20 PM**Long-Term Visual and Surgical Outcomes in 35 Eyes With Infectious Retinitis Requiring Retinal Detachment Repair, **Sruthi Arepalli, MD****4:24 PM**Visual Outcomes and Foveal Fluid Dynamics in Patients Treated With Steroid Injections for Postoperative Macular Edema, **Scott D. Walter, MD, MSc****4:28 PM**

Discussion

4:38 PMDemographic and Socioeconomic Predictors of Visual Outcomes in Pediatric Uveitis: An IRIS Registry Study, **Akshay S. Thomas, MD, MS****4:44 PM**Comparison of Originator and Biosimilar Medications for Pediatric Noninfectious Uveitis, **Nita Valikodath, MD, MS****4:48 PM**Outcomes of Children With Autosomal Dominant Neovascular Inflammatory Vitreoretinopathy, **Arjun B. Sood, MD****4:54 PM**

Discussion

5:05 – 6:05 PM**Scientific Poster Q&A and Exhibit Hall Reception****6:30 – 8:30 PM****Fellows-in-Training & Residents Reception at Rickhouse Lounge in Daniel's Broiler in the Hyatt Regency Seattle**

SUNDAY , JULY 30

7:30 – 8:30 AM

Continental Breakfast

8:00 - 9:00 AM

Wet AMD Symposium 2Moderators: **Andrew Chang, MBBA, PhD, FRANZCO, and Arshad M. Khanani, MD, MA, FASRS**

8:00 AM

Subretinal Delivery of RGX-314: Gene Therapy for Neovascular Age-Related Macular Degeneration, **Ashkan M. Abbey, MD, FASRS, FAAO**

8:06 AM

Suprachoroidal Delivery of RGX-314 for Neovascular AMD: Results of the Phase II AAVIATE Study, **David S. Boyer, MD**

8:10 AM

ENVISION Trial 24-Week Data: Phase 2 Study of UBX1325, a New Senolytic Agent for Patients With Wet AMD, **Raj K. Maturi, MD**

8:16 AM

Subgroup Analyses of the Phase 1 DAVIO Trial of EYP-1901 Showing Reduced Treatment Burden in Wet Age-related Macular Degeneration, **Philip Storey, MD, MPH**

8:20 AM

Discussion

8:29 AM

Long-Term Efficacy and Safety of the Port Delivery System With Ranibizumab in Patients With nAMD: Results of the Portal 5-year Subgroup Analysis, **David J. Massop, MD**

8:33 AM

Efficacy and Safety of Biosimilar Ranibizumab-nuna and Ranibizumab-eqrn in Clinical Use by a Consortium of Retina Specialists, **Carl C. Awh, MD, FASRS**

8:37 AM

Safety and Tolerability of Suprachoroidal Injection of CLS-AX in Neovascular AMD Patients With Persistent Activity After Anti-VEGF Therapy, **Rahul N. Khurana, MD, FASRS**

8:41 AM

Accuracy and Residual Volume of Commonly Used Syringes for Intravitreal Injection and the Impact on Intraocular Pressure, **Gustavo B. Melo, MD, PhD, FASRS**

8:45 AM




Daily Imaging with Home Optical Coherence Tomography Among Treatment-Naïve Neovascular Age-Related Macular Degeneration Participants

Kevin J. Blinder, MD, FASRS

8:51 AM

Discussion

9:00 – 9:55 AM	Dry AMD Symposium 2 Moderators: Jaclyn L. Kovach, MD, FASRS , and David A. Eichenbaum, MD, FASRS
9:00 AM	Treatment of Geographic Atrophy Secondary to Age-Related Macular Degeneration With Intravitreal ANX007: Results of the ARCHER Study, Jeffrey S. Heier, MD
9:06 AM	Long-Term Efficacy of Pegcetacoplan in Patients With Geographic Atrophy, Nathan C. Steinle, MD
9:12 AM	Effect of Pegcetacoplan on Photoreceptor and Retinal Pigment Epithelium Integrity in Geographic Atrophy in the Phase 3 Trials and GALE Extension Study, Ursula M. Schmidt-Erfurth, MD
9:18 AM	Retinal Tissue Preservation With Intravitreal Pegcetacoplan in Patients With Geographic Atrophy, Sunir J. Garg, MD, FACS, FASRS
9:22 AM	Discussion
9:32 AM	Intravitreal Avacincaptad Pegol in Geographic Atrophy: Post-Hoc Analysis of Vision Loss from the GATHER Clinical Program, Carl J. Danzig, MD
9:38 AM	Ellipsoid Zone Integrity Preservation and Characterization of Ellipsoid Zone Integrity Features in the GATHER 1 Phase 2/3 Study, Justis P. Ehlers, MD, FASRS
9:42 AM	Pegcetacoplan vs Avacincaptad Pegol in Patients With Geographic Atrophy: An Anchored Matching-Adjusted Indirect Comparison of the Phase 3 Trials, Paul Hahn, MD, PhD, FASRS
9:46 AM	Discussion
9:55 – 10:35 AM	Break
10:35 – 11:05 AM	Preferences and Trends in Retina Panel Moderator: Paul Hahn, MD, PhD, FASRS Panelists: Yodpong Chantarasorn, MD , J. Michael Jumper, MD, FASRS , Yoon Jeon Kim, MD , Austen N. Knapp, MD , Robert A. Mittra, MD, FASRS , Zofia A. Nawrocka, MD, PhD , John S. Pollack, MD , Thomas W. Stone, MD , Scott D. Walter, MD, MSc, FASRS
11:05 AM – 12:00 PM	Practice Management/Socioeconomic Symposium Moderators: Ankoor R. Shah, MD, FASRS , Geoff G. Emerson, MD, PhD, FASRS

11:05 AM	Impact and Outcomes of Anti-VEGF Prior Authorization Requests: Insights From a Large Database Analysis, Saira Khanna, MD
11:11 AM 	Accuracy of Diagnosis Codes for Patients With Concurrent Geographic Atrophy and Exudative Age-Related Macular Degeneration, Jong G. Park, MD
11:15 AM	Organizing Disparate Data Within an EMR to Help Retina Surgeons Best Care for Patients, Joshua N. Steiner, MD
11:19 AM	Inflation-Adjusted Trends in Medicare Reimbursement for Retina Practice Expenses, Philip I. Niles, MD, MBA
11:23 AM	Discussion
11:34 AM	Bevacizumab-First vs Real-World Cost Outcomes for Diabetic Macular Edema: 2-Year Cost Analysis Modeled on DRCR Protocol AC Results, Dilraj S. Grewal, MD, FASRS
11:40 AM	Economic Benefit of Higher Durability Anti-VEGF Agents in the Treatment of Neovascular Macular Degeneration, Sabin Dang, MD
11:46 AM	Biosimilar Paradox: How Biosimilar Use Will Increase Patient and Healthcare Costs, Ravi Parikh, MD
11:50 AM	Discussion
12:00 - 1:15 PM	General Lunch & International Lunch
1:15 – 1:30 PM	Business Meeting (Members Only, no CME)
1:30 – 1:35 PM	Preferences & Trends Survey, Paul Hahn, MD, PhD, FASRS
1:35 – 1:40 PM	Global Trends Survey, Sunir J. Garg, MD, FACS, FASRS
1:40 – 1:50 PM	Focused Practice Designation FAQ Panel Moderator: J. Michael Jumper, MD, FASRS Panelists: Jill F. Blim, MS, Justis P. Ehlers, MD, FASRS, Andreas K. Lauer, MD and Charles C. Wykoff, MD, PhD, FASRS
1:50 – 2:20 PM	Diabetic Retinopathy Symposium 2 Moderators: Sharon D. Soloman, MD, and Vivienne S. Hau, MD, PhD
1:50 PM	Defining a 'Strong' and 'Weak' Response to Anti-VEGF Treatment CI-DME: Retrospective Analysis of 3 DRCR Retina Network Clinical Trials, Sharon D. Solomon, MD

1:56 PM	Geographic Trends in the Recruitment of Participants of Racial and Ethnic Minorities for Diabetic Retinopathy-Related Clinical Trials, Vivienne S. Hau, MD, PhD
2:00 PM	Health Disparities in Lapses in Diabetic Retinopathy Care, Cindy X. Cai, MD
2:04 PM	Elevatum Study Design and Rationale: A Phase 4 Trial of Faricimab (VABYSMO) in Underrepresented Patients With Diabetic Macular Edema, Joseph M. Coney, MD, FASRS
2:08 PM	Discussion
2:20 - 3:00 PM	Break
3:00 – 3:45 PM	Surgery Symposium 2 Moderators: William F. Mieler, MD, FACS, FARVO, and Elizabeth Rossin, MD, PhD
3:00 PM	Macular Structure Characteristics in Unilateral Idiopathic Full-Thickness Macular Hole and the Healthy Fellow Eyes, Yi-Ting Hsieh, MD
3:04 PM	Clinical Characteristics of Full-Thickness Macular Holes That Closed Without Surgery, J. Fernando Arevalo, MD, PhD, FACS, FASRS
3:08 PM	Distal Internal Limiting Membrane Flap Techniques for Macular Holes, Homayoun Tabandeh, MD, FASRS
3:12 PM	Discussion
3:22 PM	Long-Term Visual and Anatomic Outcomes of Internal Limiting Membrane Flap vs Internal Limiting Membrane Peeling for Large, Full-Thickness Macular Holes, Ankoor R. Shah, MD, FASRS
3:28 PM	Upright Positioning and Superior Internal Limiting Membrane Flap in the Surgical Repair of Idiopathic Macular Holes: Case Series, Alan R. Dayan, MD
3:32 PM	Epiretinal Proliferation in Eyes With Full-Thickness Macula Treated With the Inverted ILM Flap Technique, Jerzy Nawrocki, MD, PhD
3:36 PM	Discussion
3:45 – 4:20 PM	Late Breaking Abstracts Moderators: Timothy G. Murray, MD, MBA, FASRS, and Christina Y. Weng, MD, MBA, FASRS
3:45 PM	48-Week End of Study Results From BEHOLD Phase 2 Study of UBX1325 in Patients With DME, Arshad M. Khanani, MD, MA, FASRS



3:51 PM



Tarcocimab Tedromer (KSI-301) Anti-VEGF Antibody Biopolymer Conjugate for DME: First-Time Efficacy, Durability and Safety Results of the GLEAM and GLIMMER Phase 3 studies, **Charles C. Wykoff, MD, PhD, FASRS**

3:57 PM



Efficacy and Safety of CT-P42 compared to Reference Aflibercept (AFL) in Diabetic Macular Edema (DME): 24-Week Results from the Phase 3 CT-P42 3.1 Study. **David M. Brown, MD**

4:03 PM



Impact of Faricimab vs Aflibercept on Epiretinal Membrane Formation Over 2 Years in Eyes with DME in the YOSEMITE/RHINE Phase 3 Trials, **Glenn J. Jaffe, MD**

4:09 PM



Phase 3 Randomized Studies of Efficacy and Safety of Revakinagene Tarorectel Producing Ciliary Neurotrophic Factor (CNTF) in Macular Telangiectasia Type 2, **Emily Y. Chew, MD**

4:20 - 5:10 PM

Ocular Oncology Symposium

Moderators: **Amy C. Scheffler, MD, FACS, FASRS, and Prithvi Mruthyunjaya, MD, MHS**

4:20 PM

Phase 2 Trial of Belzupacap Sarotalocan (Bel-Sar, AU-011), a Targeted Therapy for Choroidal Melanoma via Suprachoroidal Administration, **Amy C. Scheffler, MD, FACS, FASRS**

4:26 PM

Validated Approach to Estimating Choroidal Lesion Thickness Using 2D Ultra-Widefield Optomap Images With Implications for High-Risk Lesion Detection, **Prithvi Mruthyunjaya, MD, MHS**

4:32 PM

Impact of Confirmatory Cytopathology on the Predictive Value of Gene Expression Profiling in Uveal Melanoma, **Ivana K. Kim, MD**

4:36 PM

Discussion

4:45 PM

OCT Evaluation of Morphologic Changes at FNAB Site After Transvitreal Approach for Melanocytic Choroidal Tumors, **Zelia M. Correa, MD, PhD**

4:51 PM

Innovations in Brachytherapy: Brachytherapy Plaque Quick-Release Stitch Saves Time and Money, **Colin A. McCannel, MD**

4:55 PM

Management of Complex Retinal Detachment in the Setting of Conservatively Treated Uveal Melanoma, **Timothy G. Murray, MD, MBA, FASRS**

5:01 PM

Discussion

5:10 – 6:40 PM

Women in Retina (WinR) Case Conference

MONDAY , JULY 31

7:30 – 8:30 AM

Continental Breakfast

8:00 – 9:05 AM

Retinal Detachment SymposiumModerators: **Philip J. Ferrone, MD, FASRS, and Alay S. Banker, MD**

8:00 AM

Risk of Rhegmatogenous Retinal Detachment With Proliferative Vitreoretinopathy in a Patient's Second Eye After RRD With PVR Development in the First Eye, **Emily Shepherd, MD**

8:06 AM

Extended Internal Limiting Membrane Peeling for Grade C Proliferative Vitreoretinopathy: International Multicenter Study, **Yoshihiro Yonekawa, MD, FASRS**

8:12 AM

Phase 3 GUARD Trial of ADX-2191 (Methotrexate for Intravitreal Administration) to Prevent Proliferative Vitreoretinopathy and Other Postoperative Complications, **Christina J. Flaxel, MD**

8:18 AM

New 'McGyver-Inspired' Endolaser Option for Chandelier-Assisted Scleral Buckles, **Richard B. Rosen, MD, DSc(Hon), FACS, FASRS, FARVO**

8:24 AM

Discussion

8:35 AM

Time Course of Outer Retinal Restoration After Vitrectomy for Fovea-off Rhegmatogenous Retinal Detachments, **Bryon R. McKay, MD, PhD, FRCSC**

8:39 AM

Bacillary Layer Detachment in the Pathophysiology of Secondary Macular Hole in Fovea-off Rhegmatogenous Retinal Detachment, **Isabela Martins Melo, MD**

8:45 AM

Dropless Vitrectomy Surgery for Retinal Detachment; Efficacy and Safety Compared to Standard of Care, **K. V. Chalam, MD, PhD, MBA, FRCS(C), FASRS**

8:51 AM

Intraretinal Silicone Oil Migration: An Under-recognized OCT Phenotype, **Carl Shen, MD**

8:55 AM

Discussion

9:05 – 9:45 AM**Surgery Symposium 3**Moderators: **Lejla Vajzovic, MD, FASRS and Dean Elliott, MD****9:05 AM**Results of Combination Pars Plana Vitrectomy and Phacoemulsification Surgery in 206 Consecutive Patients, **William F. Mieler, MD****9:11 AM**Trends in Secondary Intraocular Lens Surgery Among Vitreoretinal Surgeons, **Matthew Starr, MD****9:15 AM**Relay Intrasccleral I 6-0 Polypropylene–Assisted Intraocular Lens Fixation: Retrospective Comparison With Modified Yamane Technique, **Yodpong Chantarasorn, MD****9:19 AM**Axial Instability of the Zeiss CT Lucia 602 Intraocular Lens With Transconjunctival Intrasccleral Haptic Fixation, **Yang (Alice) Zhang, MD, CM****9:25 AM**Adverse Events Associated With Dislocated Intraocular Lenses, **Mohsin H. Ali, MD****9:31 AM**

Discussion



9:45 – 10:25 AM**Break****10:25 – 11:20 AM****Diabetic Retinopathy Symposium 3**Moderators: **Charles C. Wykoff, MD, PhD, FASRS and Joel Pearlman, MD, PhD****10:25 AM**Four-Year Visual Outcomes in the Protocol W Randomized Trial of Intravitreal Aflibercept for Prevention of Vision-Threatening Complications of Diabetic Retinopathy, **Hani Salehi-Had, MD****10:31 AM**Baseline Characteristics of Patients Who Did or Did Not Maintain 12-Week and 16-Week Aflibercept 8 mg Dosing Intervals in the Phase 2/3 PHOTON Trial, **Eric W. Schneider, MD****10:35 AM**Six Monthly Intravitreal Aflibercept to Improve Macular Perfusion in Diabetic Retinopathy Without Macular Edema, **Yoon Jeon Kim, MD****10:39 AM**Comparison of Snellen Visual Acuity Measurements in Retinal Clinical Practice With Electronic ETDRS Protocol Visual Acuity Assessment, **Carl W. Baker, MD, FASRS**

10:43 AM	Discussion
10:53 AM	Faricimab Reduces Macular Leakage vs Aflibercept in Patients with DME, Eric Nudleman, MD, PhD
10:57 AM	Faricimab Causes Rapid and Sustained Intraocular Suppression of Ang-2 and VEGF-A for Up to 16 Weeks in nAMD and DME Rajeev H. Muni, MD, MSC, FRCS(C), FASRS
11:01 AM	Time to Retinal Fluid Control With Faricimab vs Aflibercept in Patients With DME in the Phase 3 YOSEMITE/RHINE Trials, Aleksandra V. Rachitskaya, MD, FASRS
11:05 AM	Early Treatment Patterns and Outcomes in Patients With Diabetic Macular Edema Treated With Faricimab: FARETINA-DME Study, Durga Borkar, MD
11:09 AM	Discussion
<hr/>	
11:20 – 11:50 AM	Best of JVRD, Moderator: Timothy G. Murray, MD, MBA, FASRS Panel: David M. Brown, MD, Thomas W. Hejkal, MD, PhD, Peter J. Kertes, MD, FRCS(C)
<hr/>	
11:50 AM – 1:05 PM	General Lunch & Women in Retina (WinR) Section Lunch
<hr/>	
1:05 – 1:55 PM	Wet AMD Symposium 3 Moderators: Carl C. Awh, MD, FASRS, and Jennifer I. Lim, MD, FARVO, FASRS
1:05 PM	Exudative Age-Related Macular Degeneration Events from the OAKS and DERBY Clinical Trials of Pegcetacoplan in Geographic Atrophy, Roger A. Goldberg, MD, MBA
1:09 PM	Additional Visual and Anatomic Outcomes of Intravitreal Aflibercept Injection, 8 mg vs 2 mg: Post Hoc Analysis of the Phase 2 CANDELA Study, Priya S. Vakharia, MD
1:13 PM	Discussion

- 1:24 PM** Faricimab Rapidly Improves Fluid Parameters in Patients with nAMD, **Nikolas J. London, MD, FACS, FASRS**
- 1:28 PM** Early Treatment Patterns and Outcomes in Patients With Neovascular Age-Related Macular Degeneration Initiating Faricimab: The FARETINA-AMD Study, **Theodore Leng, MD, MS, FASRS**
- 1:32 PM** Real-World Efficacy and Safety of Faricimab in Neovascular Age-Related Macular Degeneration: The TRUCKEE Study, **Emmanuel Y. Chang, MD, PhD, FACS, FASRS**
- 1:38 PM** Discussion

- 1:50 – 2:50 PM** **Pediatric Retina Symposium**
Moderators: **Wei-Chi Wu, MD, PhD, and Audina M. Berrocal, MD, FASRS**
- 1:50 PM** Incidence and Timing of Treatment-Requiring Retinopathy of Prematurity in Nanopremature and Micropremature Infants in the United States, **Edward H. Wood, MD**
- 1:56 PM** Retinopathy of Prematurity Outcomes of Neonates Meeting Only a Single Screening Criterion: Proposal of the TWO-ROP Algorithm, **Nimesh A. Patel, MD**
- 2:02 PM** Longitudinal Image-Based Assessment of Retinopathy of Prematurity (LONGROP) Study: Simulated Bedside Indirect Ophthalmoscopy vs Telemedicine, **Darius M. Moshfeghi, MD, FASRS**
- 2:06 PM** Quantifying Laser Burn Spots to Peripheral Avascular Retina Post-Bevacizumab Treatment in Retinopathy of Prematurity Infants at Different Age Groups, **Swati Agarwal-Sinha, MD, FASRS**
- 2:10 PM** Discussion
- 2:21 PM** Development and Evaluation of an Artificial Intelligence Algorithm for Pediatric Retinal Disease Screening Using Widefield Fundus Photography, **Lejla Vajzovic, MD, FASRS**
- 2:27 PM** Utility of Confirmatory Genetic Testing for Retinal Detachment Prophylaxis in Children With Suspected Stickler Syndrome, **Franco M. Recchia, MD**

2:31 PM	Management and Surgical Outcomes of Pediatric Retinal Detachment Associated With Familial Exudative Vitreoretinopathy, Vishal Agrawal, MD, FRCS, FACS, FASRS
2:35 PM	The Mystery of Subfoveal Nodule in Coats Disease, Sengul Ozdek, MD, FEBO, FASRS
2:39 PM	Discussion
<hr/>	
2:50 – 3:30 PM	Break
<hr/>	
3:30 – 4:15 PM	Pharmacology Symposium Moderators: Min Kim, MD, PhD, MBA, FASRS and David M. Brown, MD
3:30 PM	Intended vs Actual Intervals Between Intravitreal Anti-VEGF Injections and Assessment of Treatment Delays, Christina Y. Weng, MD, MBA, FASRS
3:34 PM	Pooled Safety Analysis of Aflibercept 8 mg in the CANDELA, PHOTON, and PULSAR Trials, Philip J. Ferrone, MD, FASRS
3:40 PM	Discussion
3:50 PM	12-Month Ocular Pharmacokinetic Study of EYP-1901, a Sustained-Release, Intravitreal Formulation of the Tyrosine Kinase Inhibitor Vorolanib, Rishi P. Singh, MD
3:54 PM	ApoE-Induced Tauopathy of the Retina As a Model of Neurodegeneration, Leo A. Kim, MD, PhD
4:00 PM	Population Pharmacokinetics and Safety of OPT-302, an Anti-VEGF-C/-D 'Trap', in Patients With Retinal Vascular Diseases, Dante J. Pieramici, MD
4:04 PM	Discussion
<hr/>	
4:15 – 4:55 PM	Hereditary Retinal Disease & Genetics Symposium Moderators: Diana V. Do, MD, FASRS, and David A. Saperstein, MD
4:15 PM	Epidemiology of Inherited Retinal Diseases in the United States: IRIS Registry (Intelligent Research In Sight) Analysis, Ahmad Al-Moujahed, MD, PhD, MPH

4:19 PM	North Carolina Macular Dystrophy (NCMD/MCDR1): Analysis of Our Entire Database, a Model Disease of Noncoding Mutations, Kent W. Small, MD
4:25 PM 	MCO-010 Optogenetic Therapy for Severe Vision Loss in Stargardt Disease: 6-Month Outcomes From the Phase 2 STARLIGHT Trial, Allen C. Ho, MD, FASRS
4:31 PM 	Eighteen-Month Results from the Phase 1b/2 Study of Tnlarebant in Adolescent Subjects with Stargardt Disease, Quan D. Nguyen, MD, MSc, FARVO, FASRS
4:37 PM	Complications of Transvitreal Subretinal Injections for Gene Therapy Vectors in Inherited Retinal Diseases, Chloe T. Khoo, MD
4:43 PM	Discussion

4:55 - 5:05 PM	Creative Awards: Posters, Films, Photo Contest <i>The winner of the passport drawing will also be announced.</i>
7:00 – 10:00 PM	Gala at Chihuly Garden and Glass

TUESDAY , AUGUST 1

8:00 - 9:00 AM	Continental Breakfast
8:30 – 9:05 AM	Surgery Symposium 4 Moderators: Mrinali Gupta, MD, FASRS and Reginald J. Sanders, MD
8:30 AM	Postoperative Anatomic and Visual Outcomes Comparing Internal Limiting Membrane Flap vs Peel in the Closure of Full-Thickness Macular Holes, Sally S. Ong, MD
8:34 AM	Fovea-Sparing Internal Limiting Membrane Ring-Peeling Technique to Enhance Continuity of ILM Peeling in Myopic Foveoschisis Surgery, Peiquan Zhao, MD
8:40 AM	Visual, Anatomic Outcomes, and Natural History of Retinal Nerve Fiber Layer Schisis in Patients Undergoing Epiretinal Membrane Surgery, Danny A. Mammo, MD
8:46 AM	Results of Vitrectomy for Symptomatic Lamellar Macular Holes, Macular Pseudoholes, and Epiretinal Membrane With Foveoschisis, John T. Thompson, MD
8:50 AM	Discussion
9:00 – 9:30 AM	Surgical Management: dilemma, options, solutions, Moderator: Gaurav K. Shah, MD Panelists: Sruthi Arepalli, MD, Frank Brodie, MD, MBA, Mrinali Gupta, MD, FASRS, Prithvi Mruthyunjaya, MD, MHS, Thanos Papakostas, MD, and Joel Pearlman, MD, PhD
9:35 – 10:05 AM	Diabetic Retinopathy Symposium 4 Moderators: Lisa C. Olmos de Koo, MD, MBA, and Young Hee Yoon, MD, PhD
9:30 AM	ZETA-1 Phase 2 Trial Efficacy Results for APX3330: a Novel, Oral Ref-1 Inhibitor for the Treatment of Diabetic Retinopathy, David R. Lally, MD
9:36 AM	ZETA-1 Phase 2 Trial Safety and Tolerability Results for APX3330: a New Oral Ref-1 Inhibitor for the Treatment of Diabetic Retinopathy, Daniel Su, MD

9:40 AM Suprachoroidal Delivery of RGX-314 Gene Therapy for Diabetic Retinopathy: The Phase II ALTITUDE Study, **Dilsher S. Dhoot, MD**

9:46 AM Progression to Pars Plana Vitrectomy After Monotherapy With Panretinal Photocoagulation or Anti-VEGF injections in Proliferative Diabetic Retinopathy, **Karen M. Wai, MD**

9:50 AM Discussion

10:00 – 10:30 AM **Dry AMD Panel,**
Moderator: **Robert L. Avery, MD, FASRS**
Panel: **Karl G. Csaky, MD, PhD, Dilsher S. Dhoot, MD, David A. Eichenbaum, MD, FASRS, Demetrios G. Vavvas, MD, PhD, Charles C. Wykoff, MD, PhD, FASRS**

10:30 - 11:05 AM **Late Breaking Abstracts**
Moderators: **Robin A. Vora, MD and J. Michael Jumper, MD, FASRS**

10:30 AM The PRIMA Bionic Vision System in Patients With Geographic Atrophy, **Lisa C. Olmos de Koo, MD, MBA**



10:36 AM Efficacy and Safety of anti-High Temperature Requirement A1 (aHtrA1) Fab in Geographic Atrophy (GA) Secondary to AMD: GALlego Phase 2 Randomized Trial, **David A. Eichenbaum, MD, FASRS**



10:42 AM OTX-TKI for the Treatment of Neovascular Age-related Macular Degeneration: 12-month Results from a U.S. Clinical Trial, **Robert L. Avery, MD, FASRS**



10:48 AM Port Delivery System with Ranibizumab (PDS) for Continuous Treatment in DME and DR: Additional Results from the Phase 3 Pagoda and Pavilion Trials, **Dennis M. Marcus, MD**



10:54 AM Discussion

Accreditation Statement and CME Credit

The American Society of Retina Specialists is accredited by the Accreditation Council for Continuing Medical Education to provide continuing medical education for physicians.

The American Society of Retina Specialists designates this Other activity (blended live and enduring material) for a maximum of 26.25 *AMA PRA Category 1 Credit(s)™*. Physicians should claim only the credit commensurate with the extent of their participation in the activity.

The American Society of Retina Specialists designates this enduring material for a maximum of 18.5 *AMA PRA Category 1 Credits™*. Physicians should claim only the credit commensurate with the extent of their participation in the activity.