

FRIDAY
October 10, 2008

5:00-8:00pm **Registration**

SATURDAY
October 11, 2008

12:00-8:00pm **Registration**

4:00-6:00pm **Fluorescein Angiography & Surgical Case Conference**
Moderators: William F. Mieler, MD Neil M. Bressler, MD

6:00-9:00 **Welcome Reception & Dinner**

SUNDAY
October 12, 2008

7:30-9:45am **Symposium 1 – AMD I**
Moderators: Sophie J. Bakri, MD and Tarek S. Hassan, MD

7:30 **Opening Remarks**
Julia A. Haller, MD (ASRS-President) & David F. Williams, MD, MBA (ASRS Vice-president & Program Chair)

7:35 **Phase 2, Randomized, Controlled Study of Intravitreal VEGF Trap-Eye in Neovascular AMD: One Year OCT and Fluorescein Angiography Outcomes**
Jason S. Slakter MD

7:41 **Targeting Platelet-Derived Growth Factor BB (PDGF-BB) Signaling in Age-Related Macular Degeneration (AMD): Preliminary Results from a Phase 1 Trial**
Richard S. Kaiser MD

7:47 **A Phase I Open-Label Study of Single and Repeated Doses of Intravitreal JSM6427, a Small Molecule a5b1 Integrin Antagonist, in Neovascular AMD**
Jeffrey S. Heier MD

7:53 **POT-4: First Complement Inhibitor in Clinical Trials for AMD**
Cedric G. Francois MD, PhD

7:59 **Combination Therapy versus Monotherapy for Wet ARMD - The PDex II Trial – A Prospective Randomized Trial**
Subhransu K. Ray MD, PhD

8:05 **HORIZON Extension Trial of Ranibizumab (LUCENTIS®) for Neovascular Age-related Macular Degeneration (AMD): First-year Safety and Efficacy Results**
Carl C. Awl MD

8:11 **HORIZON Extension Trial of Ranibizumab for Wet Age-related Macular Degeneration: First-year Results for Patients who Switched from Verteporfin PDT**
Prema Abraham MD

8:17 **Efficacy of Ranibizumab (LUCENTIS®) Treatment in Patients with Neovascular Age-Related Macular Degeneration: Subgroup Analysis of SAILOR Study Cohort 1**
Philip J. Ferrone MD

8:23 **Incidence of New Choroidal Neovascularization in Fellow Eyes of Patients Treated in the ANCHOR and MARINA Studies**
K. Bailey Freund MD

8:29 **The LEVEL Study - Maintenance with Pegaptanib Sodium (Macugen®) in Neovascular Age-Related Macular Degeneration (NV-AMD): An Interim Analysis**
Thomas R. Friberg MD

8:35 **Continuous Monthly Anti-VEGF Therapy with Ranibizumab for Active Polypoidal Choroidal Vasculopathy: 6 Month PEARL Trial Results**
Gregg T. Kokame MD, MMM




SUNDAY – continued
October 12, 2008

- 8:41** **Discussion**
- 8:49** **Visual Function Maintained in AMD Patients Treated with Ranibizumab in Worse-Seeing Eye at Baseline Despite Subsequent Visual Loss in Fellow Eye**
Neil M. Bressler MD
- 8:55** **Bilateral Simultaneous Injection of Lucentis for Neovascular ARMD: Is it safe and cost effective?**
Thierry C. Verstraeten MD
- 9:01** **Efficacy of Ranibizumab in the Treatment of Eyes with Significant Hemorrhage and Choroidal Neovascularization from Exudative AMD**
Jonathan L. Prenner MD
- 9:07** **Comparison Study of Remission Intervals in Patients Treated with Ranibizumab vs. Bevacizumab for Neovascular AMD**
Tom S. Chang MD
- 9:13** **Efficacy of Intravitreal Bevacizumab after Failed Intravitreal Ranibizumab Treatment**
Arghavan Almony MD
- 9:19** **The Compass of Wet Age Related Macular Degeneration: Findings after Reinjections with Bevacizumab**
Veronica A Kon-Jara MD
- 9:25** **Salvage Therapy with Verteporfin Photodynamic Therapy in Bevacizumab-refractory Patients with Neovascular Age-related Macular Degeneration (AMD)**
Raj K. Maturi MD
- 9:31** **Same Day Triple Therapy with Reduced Fluence Photodynamic Therapy, Intravitreal Dexamethasone and Bevacizumab in Patients with Exudative AMD**
Sophie J. Bakri MD
- 9:37** **Discussion**
- 9:45-10:15** **Break**
- 9:45-10:15** **Poster Session 1/2: AMD**
- 10:15am-12:30pm** **Symposium: Awards & Special Presentations**
Moderators: Julia A. Haller, MD and David F. Williams, MD, MBA
- 10:15** **Introduction of Pyron Award Winners**
- 10:20** **Pyron Award Lecture – Evolution of Randomized Clinical Trials in Retina: From the 1950s to the 21st Century**
Neil M. Bressler, MD & Susan B. Bressler, MD
- 10:50** **Introduction of Founders Award Winner**
- 10:55** **Founders Award Lecture – The Evolution of the Specialty of Retinal and Vitreous Disorders: a Literature Review.**
Alexander J. Brucker, MD
- 11:25** **Megatrends in Vitreoretinal Practice: Where Do the AAO and the ASRS Fit In?**
David W. Parke II, MD, AAO President
- 11:35** **The Presidential Election of November 2008 and US Health Care Reform**
William L. Rich III, MD, FACS, AAO Medical Director of Health Policy
- 11:45** **CATT Update 2008 – Late Edition**
David F. Williams, MD, MBA, Dan Martin, MD



SUNDAY – *continued*
October 12, 2008

- 11:50** **American Retina Foundation Report**
Z. Nicholas Zakov, MD
- 11:55** **Young Physicians Section –**
Crystal Apple Award Presentation to Stanley Chang, MD
Robert C. Kwun, MD & Andreas K. Lauer, MD
- 11:57** **PAT SURVEY Award Presentation**
Robert A. Mitra, MD
- 12:00** **ASRS Business Meeting – members only**
- 12:30-1:55pm** **Young Physicians Section Lunch meeting**
- 1:25-1:55pm** **CRYSTAL APPLE AWARD LECTURE:**
Retinal Detachment from the Patient’s Perspective
Stanley Chang, MD
- 12:30-1:55pm** **Lunch**
- 2:00-4:00** **Symposium 2 – AMD II**
Moderators: Diana V. Do, MD and Suber S. Huang, MD, MBA
- 2:00** **Intravitreal VEGF Values and Inflammatory Parameters - Rationale and Clinical Results of Triple Therapy of Wet AMD**
Albert J. Augustin MD
- 2:06** **Combined Bevacizumab and Thermal Laser Improves Visual Outcomes and Reduces Need for Laser Retreatment of Extra- and Juxtafoveal CNV in AMD**
Edwin H. Ryan MD
- 2:12** **Incidence of Retinal Pigment Epithelial (RPE) Tears after Intravitreal Ranibizumab Injection for Wet Age-related Macular Degeneration (AMD)**
Leonard Feiner MD, PhD
- 2:18** **OCT-Measured PED Height and Volume Index are Reliable Predictors for RPE Tears Associated with Intravitreal Bevacizumab (Avastin) Injections**
Clement K. Chan MD, FACS
- 2:24** **Vascular Events in Patients with Age-related Macular Degeneration Treated with Intraocular Bevacizumab**
Rajendra S. Apte MD, PhD
- 2:30** **Anatomic Outcomes from a Phase II Study Of Epitretinal Brachytherapy and Bevacizumab for the Treatment Of CNV Secondary to AMD – Year 1 Results**
David M. Brown MD
- 2:36** **Long-term Follow-up and High Resolution Fourier-domain Optical Coherence Tomographic Imaging of Eyes Treated with Stereotactic Fractionated External Beam Radiation for Neovascular Age-related Macular Degeneration**
Rupan Trikha, MD
- 2:42** **Discussion**
- 2:48** **Subretinal Surgery for Juxtapapillary CNV: 5 year-follow up**
Gerhard F. Kieselbach MD
- 2:54** **Results of Intravitreal tPA and Perfluoropropane for Submacular Hemorrhage**
Caroline K. Chee MBBS, FRCSEd, FRCOphth
- 3:00** **Intravitreal Bevacizumab and Reduced Fluence Photodynamic Therapy for Choroidal Neovascularization due to Ocular Histoplasmosis Syndrome**
Patrick D. Williams MD



SUNDAY – continued
October 12, 2008

- 3:06** **Does a “Dry” Ocular Coherence Tomogram (OCT) Correspond to Maximal Vision or does Vision Improvement Lag OCT Improvement?**
Keye L. Wong MD
- 3:12** **Using Diagnostic Vitreous Proteomics to Guide Combination Treatment for Age Related Macular Degeneration**
Bert M. Glaser MD
- 3:18** **Progression of Age-related Macular Degeneration (AMD) after Cataract Surgery**
Susan B. Bressler MD
- 3:24** **Discussion**
- 3:30** **AMD Panel Discussion**
Moderator: Kirk H. Packo
Panelists: Albert J. Augustin, K. Bailey Freund, Clement K. Chan, Susan B. Bressler, Jeffrey S. Heier
- 4:00** **Adjourn**
- 5:00-5:30** **“Women in Retina” (WinR) Symposium**
Guest Speaker: Puanani Burgess
“Building the Beloved Community: the alignment of vision and action.”
- 5:30-6:30** **“Women in Retina” (WinR) Reception**
- 6:30** **Free Evening**

MONDAY
October 13, 2008

- 6:15-7:15am** **Breakfast with the Masters**
Organizer: Stewart A. Daniels, MD
- 7:30-9:45am** **Symposium 3 – Diabetic Retinopathy**
Moderators: Anne E. Fung, MD and John T. Thompson, MD
- 7:30** **Six-Month Results of the READ 2 Study: Ranibizumab for Edema of the Macula in Diabetes – A Phase 2 Clinical Trial**
Diana V. Do MD
- 7:36** **Efficacy and Safety of Intravitreal Ranibizumab (LUCENTIS) in Diabetic Macular Edema with Center Involvement: The Design of the RIDE and RISE Trials**
Glenn L. Stoller MD
- 7:42** **24-month Phase I Results with the I-vation™ TA Implant for the Treatment of DME**
Pravin U. Dugel MD
- 7:48** **A Randomized Trial Comparing Intravitreal Triamcinolone Acetonide and Focal/Grid Photocoagulation for Diabetic Macular Edema**
Michael S. Ip MD
- 7:54** **Comparison of Intravitreal Bevacizumab and Triamcinolone for the Treatment of Diabetic Macular Edema**
Robert J. Lowe MD
- 8:00** **The Course of Response to Focal/Grid Photocoagulation for Diabetic Macular Edema**
Andreas K. Lauer MD
- 8:06** **Evaluation of Vitrectomy for Diabetic Macular Edema**
Julia A. Haller MD
- 8:12** **The Effect of Full Panretinal Photocoagulation on Macular Thickness When Applied in a Single Sitting vs. 4 Sittings**
Andrew N. Antoszyk MD




MONDAY— *continued*
October 13, 2008

- 8:18** **Discussion**
- 8:30** **An OCT-based System for Defining Focal or Diffuse Diabetic Macular Edema**
Srinivas R. Sadda MD
- 8:36** **Effect of Prostaglandin Analogs on Clinically Significant Diabetic Macular Edema**
Chirag C. Patel MD
- 8:42** **Peripheral Non-Perfusion and Late Peripheral Vessel Leakage –
The Angiographic Index for Active Diabetic Retinopathy?**
Scott C. Oliver
- 8:48** **Pars Plana Vitrectomy (PPV) versus Preoperative Intravitreal Bevacizumab Plus PPV for Diabetic Tractional
Retinal Detachment (IBETRA Study)**
Rodrigo Jorge MD
- 8:54** **Effects of Perioperative Bevacizumab on Bleeding following Vitrectomy for Proliferative Diabetic Retinopathy**
Janice C. Law MD
- 9:00** **Preoperative Bevacizumab in the Surgical Management of Traction and Rhegmatogenous Retinal
Detachments**
Maria H. Berrocal MD
- 9:06** **Intravitreal Bevacizumab vs Panretinal Photocoagulation for the Treatment of PDR and SNPDR:
a Contralateral Eye Study**
Hugo Quiroz-Mercado MD
- 9:12** **An Effective Drug Regimen for Diabetic Retinopathy**
Frank H.J. Koch MD
- 9:18** **Pattern Scan Laser System vs Regular Photocoagulation System:
Changes in Contrast Sensitivity Post Treatment in Patients with Diabetic Retinopathy**
Jose Luis Guerrero-Naranjo MD
- 9:24** **Relationship Between HLA Class II Alleles and Proliferative Diabetic Retinopathy in Mexican Patients with
Type 2 Diabetes Mellitus (T2D)**
Jans Fromow-Guerra MD, PhD
- 9:30** **Promoter Polymorphism of the Erythropoietin Gene in Severe Diabetic Eye and Kidney Complications**
Vincent S. Hau MD, PhD
- 9:36** **Discussion**
- 9:45** **Break**
- 9:45-10:15am** **Poster Session 3: Diabetic Retinopathy**
Poster Session 4: Retinal Vascular Disease/Retinal Detachment
- 10:15-12:30** **Symposium 4 – Retinal Vascular Disease/Retinal Detachment**
Nancy M. Holekamp, MD and John S. Pollack, MD
- 10:15** **Retinal Vein Occlusion in Young Patients: Visual Outcomes and Association with Systemic Risk Factors**
Hans Kim MD
- 10:21** **Resource Utilization and Direct Medical Costs for Elderly Patients with Incident Central Retinal Vein
Occlusion**
Lesley H. Curtis PhD
- 10:27** **Outcomes of Intravitreal Bevacizumab when used for the Management of Retinal Vein Occlusions**
Sundeep Dev MD



MONDAY— *continued*
October 13, 2008

- 10:33** **Combination Therapy using Bevacizumab (Avastin) and Focal Laser Photocoagulation in Branch Retinal Vein Occlusions (BRVO) with Macular Edema**
Sean D. Adrean MD
- 10:39** **Intravitreal Bevacizumab in the Management of Central Retinal Vein Occlusion**
Arif Samad MD, FRCS(C)
- 10:45** **Correlation Between the Development of Shunt Vessels and Treatment Outcomes in Patients with Central Retinal Vein Occlusion Treated with Bevacizumab**
Aman Shukairy MD
- 10:51** **Pegaptanib (Macugen®) For the Treatment of Ischemic Retinopathy in Patients with Diabetes and Retinal Vascular Occlusive Disorders**
Michael D. Bennett MD
- 10:57** **A Pilot Study of Bevacizumab (Avastin) for Anterior Segment Neovascularization with Neovascular Glaucoma**
Emmanouil Mavrikakis MD, PhD
- 11:03** **Intravitreal Ranibizumab (LUCENTIS®) in Macular Edema Secondary to Retinal Vein Occlusion: The Design of the BRAVO and CRUISE Trials**
Dante J. Pieramici MD
- 11:09** **Intravitreal Bevacizumab as Adjunctive Therapy for Retinal Arterial Macroaneurysm**
Jacob J. Yunker MD
- 11:15** **Low Fluence Rate (LFR-PDT) vs Standard Fluence Rate Photodynamic Therapy (SFR-PDT) in Chronic Central Serous Chorioretinopathy (C-CSC)**
Francesco Boscia MD
- 11:21** **Discussion**
- 11:27** **Pseudophakic Rhegmatogenous Retinal Detachments**
Philip J. Polkinghorne MD
- 11:33** **The Vitreoretinal Interface in Eyes with Rhegmatogenous Retinal Detachment, and its Implications for Surgery**
Ferenc Kuhn MD, PhD
- 11:39** **Perfluoro-octane to Silicone Oil Exchange for Difficult Retinal Detachments**
Mark E. Hammer MD
- 11:45** **25G Controlled Bimanual Vitrectomy (CON BI VI) Technique for Extending Treatment in Aphakic Retina Detachments**
Athanasios Nikolakopoulos MD
- 11:51** **Rate of Recurrent Retinal Detachment Between 20-Gauge and 25-Gauge Pars Plana Vitrectomy for Primary Retinal Detachment Repair**
Richard M. Feist MD
- 11:57** **20, 23, and 25 Gauge Vitrectomy for Repair of Primary Rhegmatogenous Retinal Detachment – A Comparison**
Colin A. McCannel MD
- 12:03** **Retinal Detachment Following Pneumatic Retinopexy**
Kourous A. Rezaei MD
- 12:09** **Pneumatic Retinopexy for Retinal Detachment Associated with Hypotony and Severe Choroidal Detachment**
James C. Lai MD
- 12:15** **Discussion**
- 12:30** **Adjourn**
- 12:30-4:30** **Free Afternoon/Golf/Tennis/Survivor Hawaii Olympics**
- 4:45-7:30** **Honua'ula Luau – Wailea Beach Marriott Resort & Spa**
(This is an Optional Event. A separate registration fee is required.)




TUESDAY
October 14, 2008

- 7:00-7:30am** **Poster Session 5: Surgical Techniques and Maneuvers/Pharmacology**
Poster Session 6: Imaging – Digital – Angiography/Ocular Oncology/Inflammatory and Infectious Diseases
- 7:30-9:45** **Symposium 5 – Surgical Techniques and Maneuvers/Pharmacology**
Moderators: Carl C. Awh, MD and Tara A. Young, MD, PhD
- 7:30** **Silicone Oil in 25-gauge Vitrectomy: Techniques, Tips, and Pitfalls - A Five-year Perspective**
William V. Aldred MD
- 7:36** **Surgical Outcomes and Complications of Micro Incision Vitrectomy Surgery (MIVS)**
Federica Genovesi-Ebert MD
- 7:42** **25-gauge Sutureless Vitrectomy Incisions: Histology of Wound Contamination and Architectural Analysis**
Ajay Singh MBBS, MS
- 7:48** **Wound Construction and 23-gauge Vitreous Surgery**
Keith A. Warren MD
- 7:54** **Outcomes of 23-gauge Pars Plana Vitrectomy for Posterior Segment Disease**
Christopher N. Singh MD
- 8:00** **Surgical Outcomes Following Massive Subretinal Hemorrhage Secondary to Age-Related Macular Degeneration**
Howard F. Fine MD
- 8:06** **Long-term Results of Endoscopic-Assisted Pars Plana Vitrectomy for Glaucoma Tube Shunt Placement**
Ryan Michael Tarantola MD
- 8:12** **Management of Late Onset Buckle Intrusion Due to Hydrogel Buckle Swelling**
Hiroaki Sato MD
- 8:18** **Posterior Buckles: Their Efficacy and Safety in the Control of High Axial Myopia**
Brian Ward MD
- 8:24** **Results from Argus II Feasibility Study; A 60 Electrode Epiretinal Prosthesis.**
Mark S. Humayun MD, PhD
- 8:30** **Discussion**
- 8:36** **Subconjunctival Lidocaine: Does it reduce pain in patients undergoing argon retinal laser treatment?**
Paul Elimia Tesha MD
- 8:42** **Autologous Plasmin Enzyme Liquefies Vitreous, Creates a PVD, and Enhances Vitreous Removal Performed with a Handheld Portable Vitrectomy Device**
Tarek S. Hassan MD
- 8:48** **Pharmacological Release of Vitreomacular Traction Using Microplasmin**
Peter Stalmans MD, PhD
- 8:54** **The MIVI III (Microplasmin For Vitreous Injection III) Trial: Results and Complications; 3 Months**
Steven D. Schwartz MD
- 9:00** **Verisome™, a New, Injectable, Sustained Release, Biodegradable, Intraocular Drug Delivery System Demonstrates Positive Clinical Safety and Efficacy**
Anne E. Fung MD
- 9:06** **Vitreous and Systemic Pharmacokinetic Profiles of Intravitreally-Administered Dexamethasone Posterior Segment Drug Delivery System**
Baruch D. Kuppermann MD, PhD
- 9:12** **Topical 0.4% Ketorolac in Vitreoretinal Surgery: A Randomized, Placebo-controlled, Double-masked Study**
Stephen Jae Kim MD




TUESDAY – continued
October 14, 2008

- 9:18 Vitreous Penetration of Orally Administered Valacyclovir and Famciclovir**
Deborah Yeh Chong MD
- 9:24 Anterior Chamber (AC) VEGF Levels in Health and Disease**
Paul E. Tornambe MD
- 9:30 How and Why Vitreous Consumes Oxygen: Implications for Vitrectomy Surgery**
Nancy M. Holekamp MD
- 9:36 Discussion**
- 9:45 Break**
- 9:45-10:15 Poster Session 7: Trauma/Pediatric Retina – ROP/Complications of Anterior Segment Surgery**
Poster Session 8: Macular Pucker, ERM, Macular Holes
Poster Session 9: Instrumentation and Devices/Socioeconomics/Hereditary Retinal Disease and Genetics
- 10:15am-1:00pm Symposium 6 – Imaging/Ocular Oncology/Inflammatory and Infectious Diseases**
- 10:15 Prospective Comparison of CirrusTM Spectral Domain OCT versus StratusTM Time Domain OCT for Quantifying Macular Thickness**
William F. Mieler MD
- 10:21 Correlation and Reproducibility of Measurements from Time-Domain and Spectral-Domain Optical Coherence Tomography**
Quan Dong Nguyen MD, MSc
- 10:27 Comparison of Four Different Spectral-Domain versus Time-Domain Optical Coherence Tomography in the Management of Exudative Age-Related Macular Degeneration with Ranibizumab**
Kaori Sayanagi MD, PhD
- 10:33 Predicting Visual Outcomes in Macular Thickness Disorders Using Combined 3-D Spectral OCT Imaging and Microperimetry Testing**
Richard B. Rosen MD
- 10:39 Artifacts on Spectral Domain OCT**
Glenn J. Jaffe MD
- 10:45 High Resolution Fourier-Domain Optical Coherence Tomography of Choroidal Neovascular Membranes associated with Age-Related Macular Degeneration**
Susanna S. Park MD, PhD
- 10:51 Discussion**
- 10:56 Dynamic Non-Contrast Imaging of Occult Retinal Collateral Circulation Patterns Using the Retinal Functional Imager (RFI)**
Gennady Landa MD
- 11:02 Ultra-Wide Angle Angiographic Characteristics of Branch Retinal Vein Occlusion and Hemicentral Retinal Vein Occlusion**
Pradeep Satya Prasad MD
- 11:08 Ultra-Wide Field Imaging for CMV Retinitis**
Mathew W. MacCumber MD, PhD
- 11:14 Fundus Autofluorescence Imaging in the Evaluation of Cytomegalovirus Retinitis**
Steven Yeh MD
- 11:20 Fundus Autofluorescence Can Predict Vision Outcome in Neovascular AMD**
Scott W. Cousins MD
- 11:26 Discussion**



TUESDAY – continued
October 14, 2008

- 11:31** **Plaque Radiotherapy for Juxtapapillary Choroidal Melanoma in 520 Consecutive Cases**
Jerry A. Shields MD
- 11:37** **Cyberknife in the Treatment of Uveal Melanoma**
Calvin A. Grant MD
- 11:43** **Association of Positive Dual-Modality PET/CT Imaging of Primary Choroidal Melanoma with Monosomy 3 and Tumor Size**
Tara A. Young MD, PhD
- 11:49** **Electroretinographic Findings and Autoretinal Antibodies in Transplant Chorioretinopathy**
Brian T. Chan-Kai MD
- 11:55** **Discussion**
- 12:00** **Polymerase Chain Reaction of Aqueous and Vitreous Specimens in the Diagnosis of Posterior Segment Infectious Uveitis**
Thomas W. Harper MD
- 12:06** **Atypical Presentations of Acute Retinal Necrosis and Progressive Outer Retinal Necrosis**
Jeremy D. Wolfe MD, MS
- 12:12** **Multicenter Study of Endophthalmitis after Intravitreal Injection of Anti-Vascular Endothelial Growth Factor Agents**
Mark Walsh MD
- 12:18** **Bacterial Contamination of Needles used for Intravitreal Injections: A Prospective, Multicenter Study**
Jay M. Stewart MD
- 12:24** **Sterile Endophthalmitis and/or Uveitis Following Intravitreal Bevacizumab**
Pradeepa Yoganathan MD
- 12:30** **Incidence of Infectious Endophthalmitis after 25-Gauge Pars Plana Vitrectomy- A Consecutive Retrospective Chart Review**
Wai-Ching Lam MD
- 12:36** **Endophthalmitis after Pars Plana Vitrectomy: A 20- and 25-Gauge Comparison**
Allen Y.H. Hu MD
- 12:42** **Objective Analysis of Macular Function in HIV-positive Children without Infectious Retinitis- An OCT and Multifocal-ERG Study**
Marilita M. Moschos MD, PhD
- 12:48** **Retinal Pigment Epitheliopathy and Macular Telangiectasia in HIV patients on Highly Active Antiretroviral Therapy**
J. Michael Jumper MD
- 12:54** **Discussion**
- 1:00-2:00** **Lunch (on your own)**
- 2:00-6:00** **Instructional Courses**



TUESDAY – continued
October 14, 2008
(Instructional Courses)

COURSE 1 -- Hibiscus
2:00-3:00pm

Pneumatic Retinopexy: Pearls and Pitfalls

Peter J. Kertes, MD, FRCS(C) (Toronto, ON, Canada), Stephen M. Conti, MD, FRCS(C) (Chicago, IL), Emmanouil Mavrikakis, MD, PhD (Toronto, Canada), Paul Tesha, FRCOphth (Toronto, Canada)

COURSE 2 -- Maile
2:00-4:00pm

Grand Rounds With the WinRs

Nancy M. Holekamp, MD (St. Louis, MO), Alice T. Lyon, MD (Chicago, IL), Julia A. Haller, MD (Philadelphia, PA)

COURSE 3 -- Pikake
2:00-3:00pm

Trying to Understand Vision Measurements in Eyes With Macular Disease

Stephen H. Sinclair, MD (Media, PA)

COURSE 4 -- Plumeria
2:30-4:30pm

Controversies in Vitreoretinal Surgery: 2008

Carl C. Awh, MD (Nashville, TN), Tarek S. Hassan, MD (Royal Oak, MI), Philip J. Ferrone, MD (Great Neck, NY), Steven D. Schwartz, MD (Los Angeles, CA) Stanislao Rizzo, MD (Pisa, Italy), J. Fernando Arevalo, MD (Caracas, Venezuela), Pravin U. Dugel, MD, (Phoenix, AZ), Mark S. Humayun, MD, PhD (Los Angeles, CA)

COURSE 5 -- Grand Dining Room
2:30-4:30pm

Mai Tais with the Masters

Paul E. Tornambe, MD (Poway, CA)

COURSE 6 -- Pikake
3:15-4:15pm

Integrating Revascularization by Anastomotic Decompression (RAD) and Anti-VEFG Strategies into your Treatment Algorithm for Retinal Vein Occlusion

Calvin A. Grant, MD (Palos Heights, IL)

COURSE 7 -- Hibiscus
3:30-4:30pm

2008 Extended Indications Surgical Techniques Using Minimal Invasive 25-23 G Sutureless Surgery – Tricks and Tips

Athanasios Nikolakopoulos, MD (Thessaloniki, Greece), Stanislao Rizzo, MD (Pisa, Italy), Zoran Tomic, MD (Stockholm, Sweden), Cesare Forlini, MD (Ravenna, Italy), Murat Oncel, MD (Istanbul, Turkey), Ziya Kapran, MD (Istanbul, Turkey), Steve Charles, MD (Memphis, TN)

COURSE 8 -- Maile
4:30-6:00pm

Retinaws: When the Going Gets Tough, the Tough Get Going. Challenging Cases in Vitreoretinal Surgery

Kourous A. Rezaei, MD (Harvey, IL), Kirk H. Packo, MD (Chicago, IL), Stanley Chang, MD (New York, NY), Mathew W. MacCumber, MD, PhD (Chicago, IL), John S. Pollack, MD (Joliet, IL), Hugo Quiroz-Mercado, MD (Denver, CO), David F. Williams, MD, MBA (Minneapolis, MN)

COURSE 9 -- Pikake
4:30-5:30pm

Changing Concepts in Management of Intraocular Tumors

Jerry A. Shields, MD (Philadelphia, PA)

COURSE 10 -- Hibiscus
5:00-6:00pm

The Retina ASC: Is it for you?

Pravin U. Dugel, MD (Phoenix, AZ), Michael A. Romansky, JD (Washington, DC)

COURSE 11 -- Plumeria
5:00-6:00pm

Management of Diabetic Macular Edema – Recent Advances and Shifting Paradigms

Rajendra S. Apte, MD, PhD (St. Louis, MO), Suber S. Huang, MD, MBA (Cleveland, OH), Andreas K. Lauer, MD (Portland, OR), Michael S. Ip, MD (Madison, WI)

6:00pm

End of Courses


6:30-Midnight

Cocktails & Gala



WEDNESDAY
October 15, 2008

- 8:00-10:00am** **Symposium 7 – Trauma/Pediatric Retina – ROP/Complications of Anterior Segment Surgery**
Moderators: J. Fernando Arevalo, MD and Andreas K. Lauer, MD
- 8:00** **Medical-legal Implications of Rapid Clearance of Retinal Hemorrhaging in Shaken Baby Syndrome**
Robert G. Josephberg MD
- 8:06** **Shaken Baby Syndrome and Peripheral Ischemic Retinopathy**
David T. Goldenberg MD
- 8:12** **Ocular Injuries Sustained in Paintball Trauma**
Christine Nichols Kay MD
- 8:18** **Risk Factors for Poor Visual Outcome of Posterior Segment Injuries from Combat Ocular Trauma**
Eric D. Weichel MD
- 8:24** **Secondary IOL Implantation in Mini-Invasive Transconjunctival Era**
Cesare Forlini MD
- 8:30** **Discussion**
- 8:42** **Retinopathy of Prematurity Incidence in the United States: National Inpatient Sample 1997-2005**
Darius M. Moshfeghi MD
- 8:48** **Outcome of Retinopathy of Prematurity (ROP) Patients Following Adoption of Revised Indications for Treatment (Winner of the 2008 Fellows' Forum Bausch & Lomb Retinal Research Award)**
Aaron M. Alme MD
- 8:54** **Aggressive Posterior Retinopathy of Prematurity**
Kimberly A. Drenser MD
- 9:00** **Bevacizumab for the Treatment of Pediatric Retinal and Choroidal Diseases**
Robert Andrew Sisk MD
- 9:06** **Electroretinogram Findings after Intravitreal Bevacizumab for Retinopathy of Prematurity**
Virgilio Morales MD
- 9:12** **Discussion**
- 9:18** **Posterior Assisted Levitation – a “Noninvasive” Substitute to 3-port Vitrectomy for Removal of Retained Lens Material?**
Varun Chaudhary MD
- 9:24** **Long-term Outcomes of Pars Plana Vitrectomy with Concurrent Scleral Sutured Posterior Chamber Intraocular Lens Implantation**
Ching J. Chen MD
- 9:30** **Combining Refractive Lens Exchange with Vitrectomy – is it Safe?**
Klaus Lucke MB ChB
- 9:36** **Intravitreal Bevacizumab (Avastin) for the Management of Refractory Pseudophakic CME: Results from the Pan-American Collaborative Retina Study Group at 12-months Follow-up**
J. Fernando Arevalo MD, FACS
- 9:42** **Ranibizumab (Lucentis) for Pseudophakic Cystoid Macular Edema (CME)**
Philip H. Scharper MD
- 9:48** **Risk Factors for Acute Endophthalmitis after Cataract Surgery: a Population-based Study**
David T.W. Wong MD, FRCS(C)
- 9:54** **Discussion**
- 10:00-10:30** **Break**



WEDNESDAY – continued
October 15, 2008

- 10:30-10:55** **Symposium 8 – Macular Pucker/Macular Holes**
Moderators: Gregg T. Kokame, MD and Virgilio Morales-Canton, MD
- 10:30** **25-Gauge Macular Hole and Pucker Surgery: Results and Complications**
John O. Mason MD
- 10:36** **Vitrectomy for Epiretinal Membranes in Eyes with Good Preoperative Visual Acuities**
John T. Thompson MD
- 10:42** **Macular Hole Closure with Triamcinolone-Assisted Internal Limiting Membrane Peeling**
Asheesh Tewari MD
- 10:48** **Discussion**
- 11:55** **Mini-Break**
- 11:00-12:00pm** **Symposium 9 – Instruments and Devices**
Gregg T. Kokame, MD and Virgilio Morales-Canton, MD
- 11:00** **Results from Argus™ II Feasibility Study - a 60 Electrode Epiretinal Prosthesis**
Robert J. Greenberg MD, PhD
- 11:06** **Preferential Hyperacuity Perimeter (PreView PHP) as a Screening Tool for Detection of Recent Onset Neovascularization**
Sharam Danesh MD
- 11:12** **Working in Progress: New Devices in MIVS Improve Surgical Performance**
Stanislao Rizzo MD
- 11:18** **Preclinical and Clinical Experience with a New Duty Cycle Controlled Vitrectomy Probe**
Kirk H. Packo MD
- 11:24** **Laboratory and Clinical Evaluation of the Alcon Constellation Vitreoretinal System**
Steve Charles MD
- 11:30** **Recent Advancements in 532 Green Laser Technology and Probe Enhancement: Clinical Assessment and Laboratory Evaluation**
Timothy G. Murray MD
- 11:36** **Discussion**
- 12:00pm** **Meeting Adjourned**

Program is subject to change at the discretion of the ASRS Scientific Program Committee and the ASRS Organizing Committee. This Scientific Program may not include all ASRS events and can therefore not be used to determine times for Satellite Events. Satellite Events may only be scheduled at times authorized by the ASRS. Please contact asrshawaii@medconfs.com with any questions.